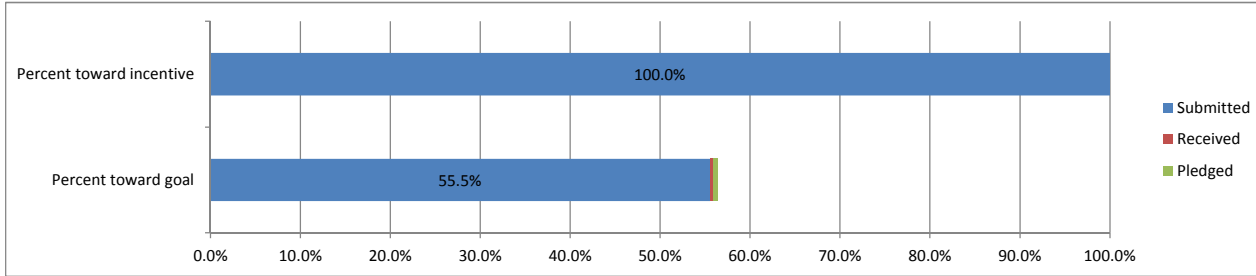


Wyoming Libraries Endowment status

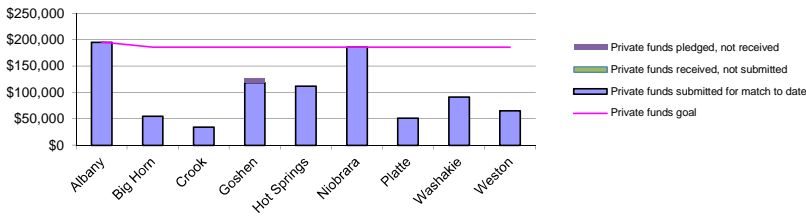
Original endowment match, 2008:	\$6.8 million
Original endowment incentive	\$2.3 million
Additional match, 2010	\$3 million
Additional match, 2011	\$3 million
TOTAL	\$15.1 million

STATE TOTALS \$15.1 million available	Private funds	Private funds goal	Percent toward goal	Percent toward incentive	Match earned	Incentive earned	Total state funding earned	Last updated
Submitted	\$4,022,988	\$7,245,091	55.5%	100.0%	\$7,178,929	\$2,269,073	\$9,448,002	7-Feb-12
Received	\$26,000		0.4%	0.0%				
Pledged	\$38,938		0.5%	0.0%				
TOTAL	\$4,087,926		56.4%	100.0%				



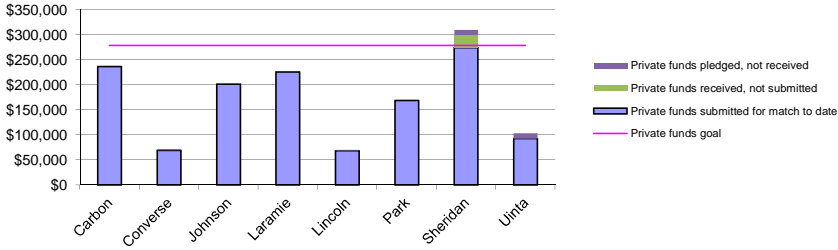
3:1 Match counties

County	Percent of private funds goal	Private funds submitted for match to date	Private funds goal	Match earned	Incentive earned	Total state funding earned	Private funds received, not submitted	Private funds pledged, not received	Last updated
Albany	100.0%	\$195,362	\$195,362	\$586,086	\$70,435	\$656,522	\$0	\$0	24-Jan-12
Big Horn	29.7%	\$55,167	\$185,507	\$165,501	\$100,000	\$265,501	\$0	\$0	6-Jan-12
Crook	18.6%	\$34,482	\$185,507	\$103,446	\$100,000	\$203,446	\$0	\$0	15-Dec-11
Goshen	64.0%	\$118,741	\$185,507	\$356,223	\$100,000	\$456,223	\$0	\$8,992	23-Jun-11
Hot Springs	60.4%	\$112,000	\$185,507	\$336,000	\$100,000	\$436,000	\$0	\$0	24-Jan-12
Niobrara	100.0%	\$185,961	\$185,961	\$557,883	\$98,638	\$656,522	\$0	\$0	7-Feb-12
Platte	27.6%	\$51,268	\$185,507	\$153,804	\$100,000	\$253,804	\$0	\$0	14-Oct-10
Washakie	49.3%	\$91,376	\$185,507	\$274,128	\$100,000	\$374,128	\$0	\$0	1-Feb-12
Weston	35.2%	\$65,320	\$185,507	\$195,960	\$100,000	\$295,960	\$0	\$0	1-Feb-12



2:1 Match counties

County	Percent of private funds goal	Private funds submitted for match to date	Private funds goal	Match earned	Incentive earned	Total state funding earned	Private funds received, not submitted	Private funds pledged, not received	Last updated
Carbon	85.1%	\$236,729	\$278,261	\$473,458	\$100,000	\$573,458	\$0	\$0	6-Jan-12
Converse	24.9%	\$69,350	\$278,261	\$138,700	\$100,000	\$238,700	\$0	\$2,500	17-Jan-12
Johnson	72.3%	\$201,300	\$278,261	\$402,600	\$100,000	\$502,600	\$0	\$0	18-Jan-12
Laramie	81.0%	\$225,403	\$278,261	\$450,806	\$100,000	\$550,806	\$0	\$0	23-Sep-11
Lincoln	24.5%	\$68,262	\$278,261	\$136,524	\$100,000	\$236,524	\$0	\$981	30-Aug-11
Park	60.6%	\$168,674	\$278,261	\$337,348	\$100,000	\$437,348	\$0	\$0	24-Sep-10
Sheridan	98.6%	\$274,339	\$278,261	\$548,678	\$100,000	\$648,678	\$25,000	\$10,000	2-Feb-12
Uinta	33.3%	\$92,530	\$278,261	\$185,060	\$100,000	\$285,060	\$0	\$11,020	24-Jan-12



1:1 Match counties

County	Percent of private funds goal	Private funds submitted for match to date:	Private funds goal	Match earned	Incentive earned	Total state funding earned	Private funds received, not submitted	Private funds pledged, not received	Last updated
Campbell	42.2%	\$234,991	\$556,522	\$234,991	\$100,000	\$334,991	\$0	\$0	10-Jan-12
Fremont	52.3%	\$290,932	\$556,522	\$290,932	\$100,000	\$390,932	\$0	\$0	6-Jul-11
Natrona	77.8%	\$433,247	\$556,522	\$433,247	\$100,000	\$533,247	\$0	\$0	20-Jan-12
Sublette	89.8%	\$500,000	\$556,522	\$500,000	\$100,000	\$600,000	\$0	\$5,445	1-Apr-11
Sweetwater	31.3%	\$173,970	\$556,522	\$173,970	\$100,000	\$273,970	\$0	\$0	1-Feb-12
Teton	25.8%	\$143,584	\$556,522	\$143,584	\$100,000	\$243,584	\$1,000	\$0	9-Nov-10

