

# School Facilities Commission Annual Report FY 2008

## General Information:

Agency name:	School Facilities Commission (SFC)
Director's Name:	Ken Daraie
Agency Contact:	Donna Murray
Agency Contact Phone:	307-777-8670
Agency Address:	1920 Thomes Ave, Suite 200, Cheyenne, WY 82002
Agency Web Address:	<a href="http://sfc.state.wy.us">http://sfc.state.wy.us</a>
Other Locations:	Evanston, Riverton, Sheridan, Powell, Casper
Statutory References:	The School Facilities Commission was established during the 2002 Legislative session. The Commission oversees all aspects of construction for school facilities. The Commission's activities are basically defined by W.S. 21-15-108, 21-15-109 and 21-15-111 through 21-15-121.
Clients Served:	The SFC serves 48 school districts with approximately 84,000 school age children in kindergarten through 12 <sup>th</sup> grade.
Budget Information:	FY 08 Expenditures:
	Operating                      \$2,815,395
	Major Capital                \$196,625,816
	Minor Capital                \$14,128,085
	Major Maintenance <u>\$ 40,245,350</u>
	<b>\$253,814,646</b>

## Additional Questions:

Agency to Which Your Group Reports:	School Facilities Commission
Number of Members	Seven members
Meeting Frequency:	Per W.S. 21-15-113 - The commission shall meet not less than quarterly...

# **School Facilities Commission Annual Report FY 2008**

**Name of Department/Division/Program:** School Facilities Commission - 027

**Report Period:** FY2008 (July 1, 2007 through June 30, 2008)

## **Wyoming Quality of Life Result:**

Result #5 – Students are successfully educated and prepared for life’s opportunities.  
(Education)

Result #6 – Wyoming state government is a responsible steward of State assets and effectively responds to the needs of residents and guests. (Government)

## **Contribution to Wyoming Quality of Life:**

The School Facilities Commission works with the local school districts to ensure all educational facilities are safe and effective with the goal to facilitate education which positively impacts student engagement and achievement. The School Facilities Commission takes its duty to the citizens of the State of Wyoming very seriously, and works diligently to be a good steward of the public funds entrusted to it by carefully overseeing all construction and closely monitoring trends in construction costs.

## **Basic Facts:**

The School Facilities Commission currently has 20 positions and the 2007-2008 biennium budget appropriation was \$536.1 million.

The four most important programs or functions the School Facilities Commission provides to Wyoming citizens are as follows:

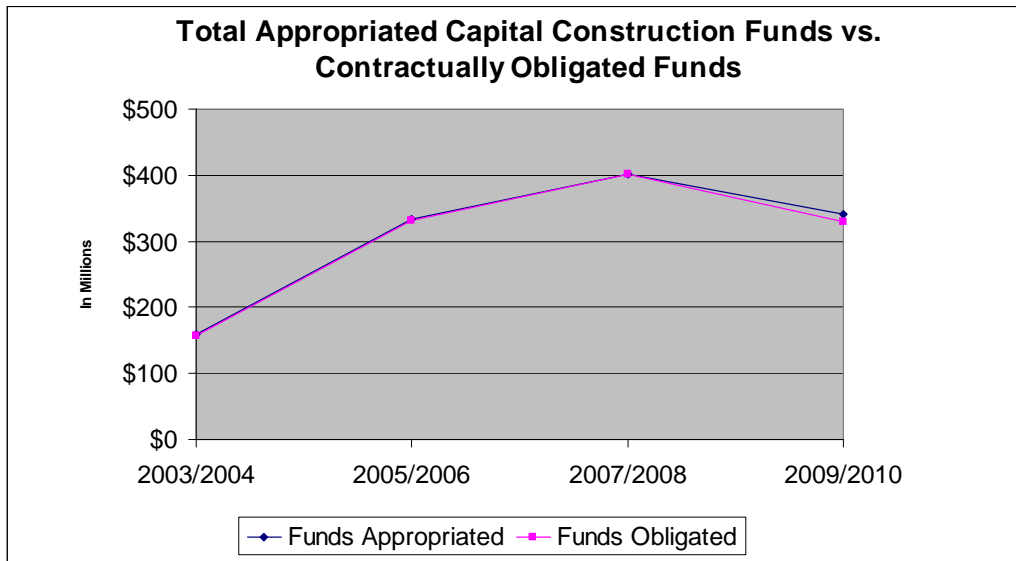
1. Partnering with local school districts to ensure all educational facilities are safe and effective with the goal to facilitate education which positively impacts student engagement and achievement.
2. Providing management and oversight of state resources dedicated to K-12 facility maintenance and construction.
3. Providing construction management assistance to local school districts.
4. Providing transparent, understandable information to the Legislature and citizens of the State of Wyoming.

The number of citizens to be served during the plan period is the population of the State.

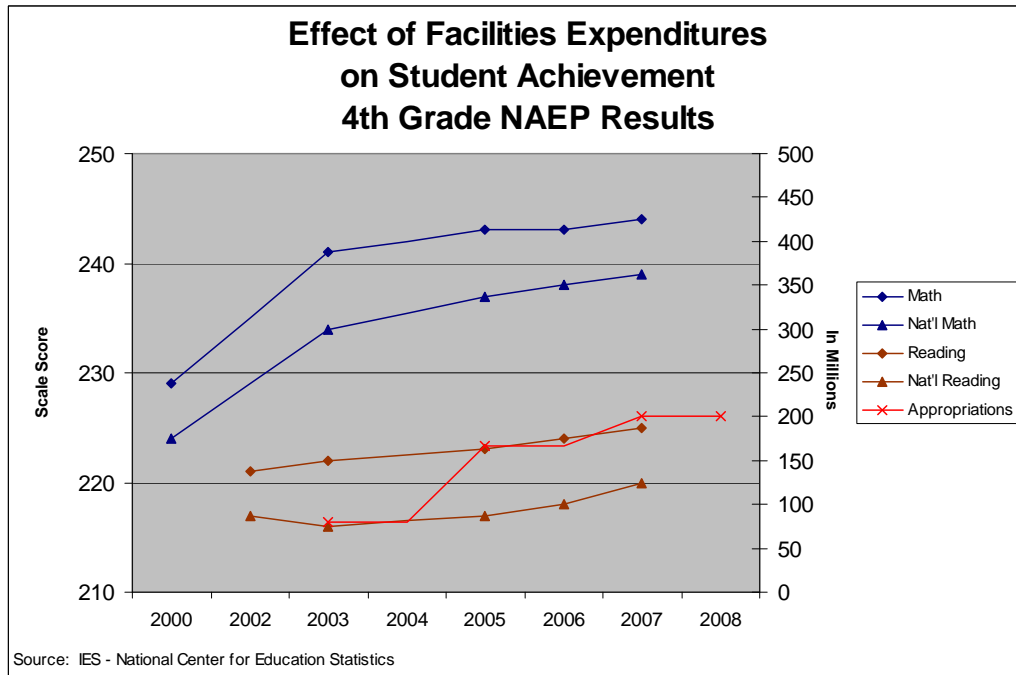
This is accomplished by serving Wyoming's 84,000 school age children and over 10,000 adults in the K-12 system, which ultimately benefits all of the citizens of the State of Wyoming.

**Performance:**

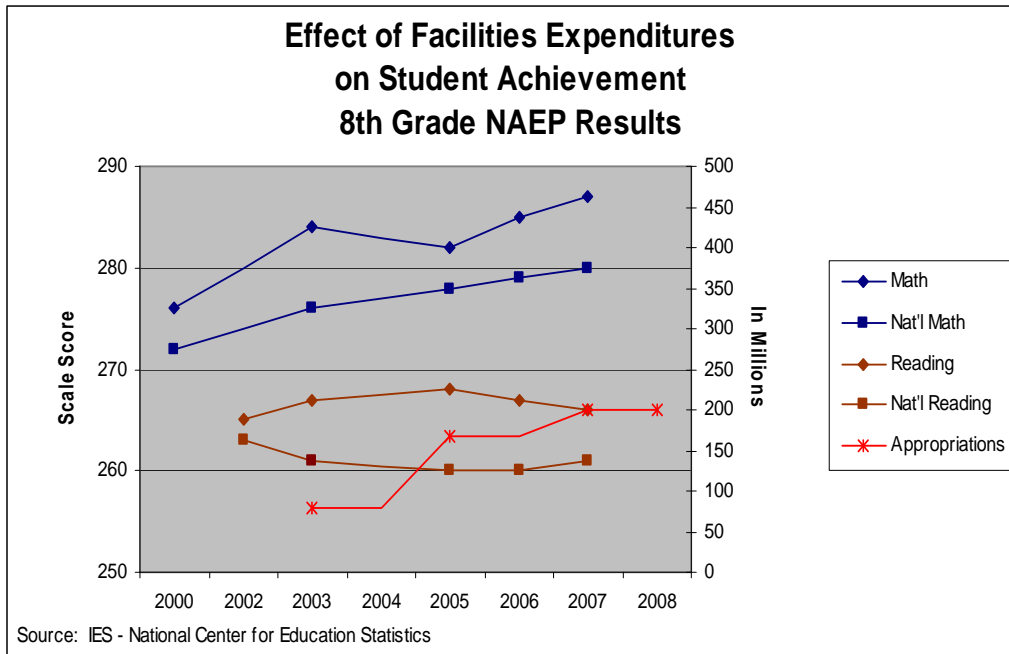
Graph #1



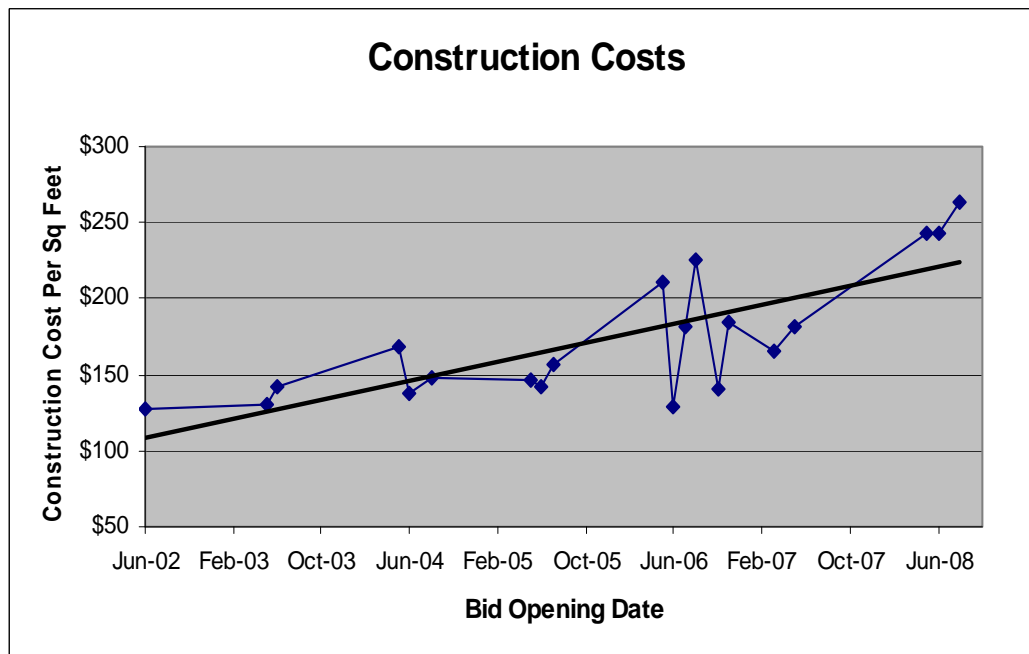
Graph #2



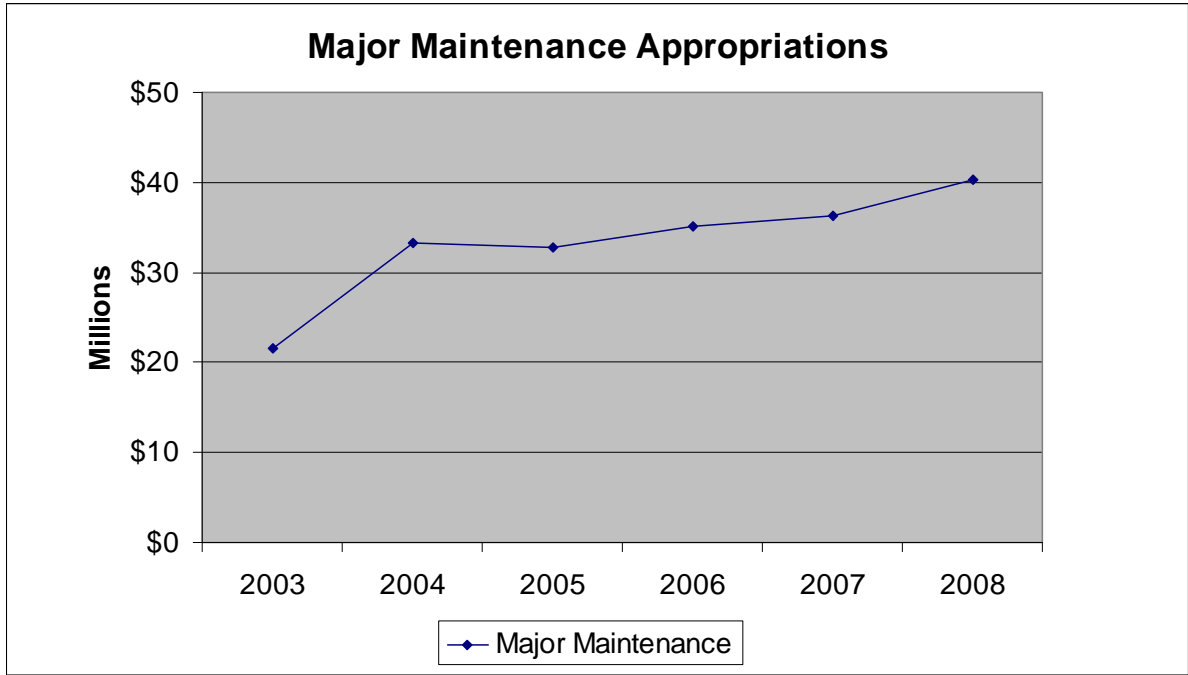
Graph #2



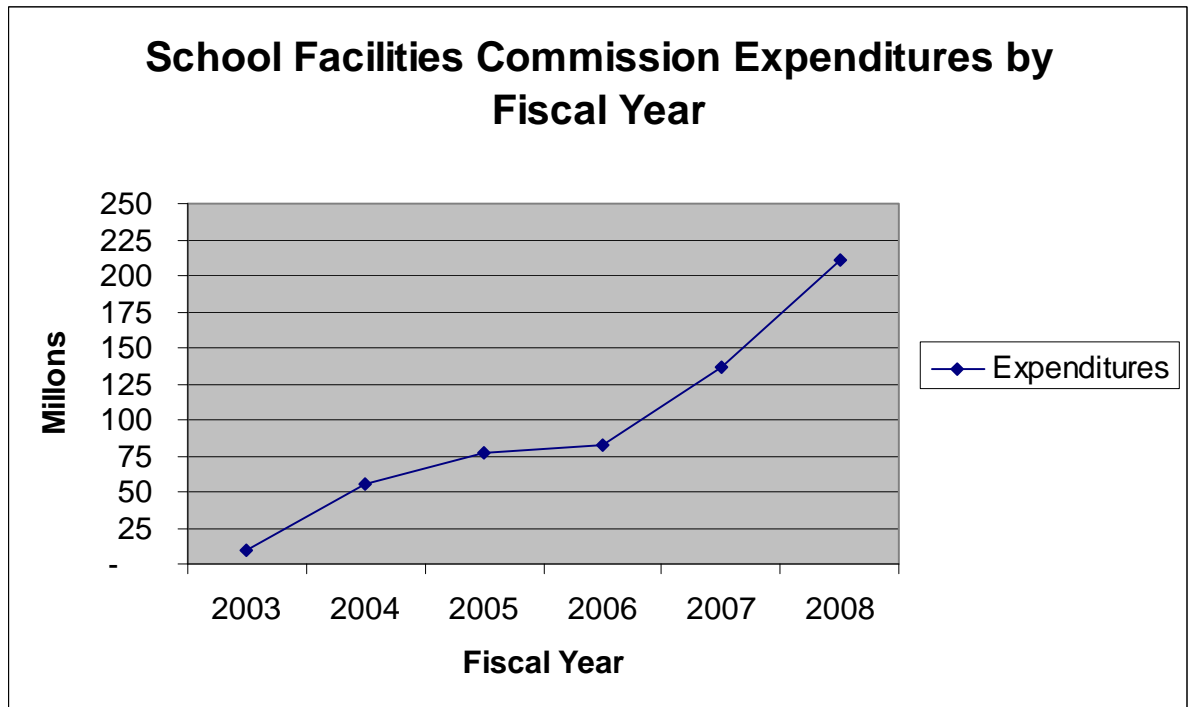
Graph #3



Graph #4



Graph #5



## Story behind the last year of performance:

### **Graph #1 – Total Appropriated Capital Construction Funds vs. Contractually Obligated Funds**

The graph above illustrates the amounts which the Legislature has appropriated each biennium since the inception of the School Facilities Commission compared with how well the agency has deployed those appropriations.

The graph indicates a total of \$1.233B in capital construction funds has been appropriated to the SFC. Of those appropriations, the SFC has deployed (either to completed projects or projects underway) \$1.219B on 1,562 capital projects. Note: The amounts reflected in this graph include 2009-10 biennium and infrastructure funding.

### **Graph #2 – Effect of Facilities Expenditures on Student Achievement**

The graph above compares school capital construction appropriations with student test scores on the national NAEP tests.

As the goal of the SFC is to ensure the construction and maintenance of educational facilities which are safe and effective and which positively impact student engagement and achievement, it is appropriate to compare longitudinal student test score data with SFC appropriations.

### **Graph #3 - Construction Costs**

The graph above illustrates that average construction costs are increasing with time.

Variance in data and factors affecting the cost to construct K-12 facilities include project delivery methods, competition when receiving bids, short construction season, limited labor markets, remote project locations, rising materials costs, project design simplicity or complexity, and the timing of bids.

### **Graph #4 – Major Maintenance Appropriations**

The graph above illustrates the amounts which the Legislature has appropriated each year for major maintenance expenditures since the inception of the School Facilities Commission.

The graph indicates a total of \$283.3M in major maintenance funds has been appropriated to the SFC. These funds have been expended on 7,809 major maintenance projects.

### **Graph #5 – Expenditures by Fiscal Year**

The graph above illustrates the expenditures each fiscal year since the inception of the School Facilities Commission.

The graph indicates a total of \$571.7M has been expended on capital projects through FY 2008.

**What has been accomplished?**

The Commission has continued the development and maturation of its processes and to increase its ability to more efficiently deploy the appropriations provided it by the legislature, as well as to better identify needed construction projects. An entirely new in-house building assessment system is now online and in use. A newly updated analysis of the educational suitability and capacity of Wyoming's school facilities was obtained this year. Better training of both SFC personnel and district personnel has occurred. The result of these efforts and data sources is a much more nimble system within the Commission to prioritize projects on a statewide basis. Additionally, by putting to use the flexibility granted the Commission by the legislature, the Commission has been able to be much more responsive to cost differentials across the state, to inflationary pressures, and ultimately to much more efficiently deploy its resources.

There are no identifiable issues which are slowing SFC efforts other than the relatively short construction season in Wyoming.

All partners and constituents are aware and supportive of SFC processes which have been developed in collaboration with SFC partners and constituents.



# School Facilities Commission

Richard Gilpatrick\*  
Jim McBride  
Jeff Marsh  
Jeffrey Carrier  
Ralph Goodson  
Madeline Algier  
Richard Ferris, Sr.

Ken Daraie  
Director

Deputy Director  
of Construction

Deputy Director  
of Planning

Deputy Director  
of Operations

- Project Coordinator  
D.J. Basin
- Project Coordinator  
Big Horn Basin
- Project Coordinator  
Casper Basin
- Project Coordinator  
Washakie Basin
- Project Coordinator  
Green River Basin
- Project Coordinator  
Wind River Basin
- Project Coordinator  
Powder River Basin
- Construction  
Manager
- Construction  
Manager

- HR Manager
  - Administrative Asst.
- IT Manager
  - Data Base Administrator
- Accounting Manager
  - Accounting Specialist
  - Financial Specialist

